Celltech

CT SERIES-General Purpose

CT18-12L (12V18AH)

Specification

Code:460-6311

Nominal Voltage	12V
Nominal Capacity(10HR)	18.0AH
Dimension	Length 181.5±2mm (7.14 inches) Width 77±1mm (3.03 inches) Container Height 167.5±2mm (6.59 inches) Total Height (with Terminal) 167.5±2mm (6.59 inches)
Approx Weight	Approx 5.7 Kg (12.57 lbs)
Terminal	T12
Container Material	ABS
Rated Capacity	19.08AH/0.954A (20hr ,1.80V/cell,25°C/77°F) 18.00AH/1.80A (10hr,1.80V/cell,25°C/77°F) 15.62 AH/3.12A (5hr,1.75V/cell,25°C/77°F) 14.22AH/4.74A (3hr,1.75V/cell,25°C/77°F) 11.1 AH/11.1A (1hr,1.60V/cell,25°C/77°F)
Max. Discharge Current	270A (5s)
Internal Resistance	Approx 16.0mΩ
Operating Temp.Range	Discharge : -15～50°C (5～122°F) Charge : 0～40°C (32～104°F) Storage : -15～40°C (5～104°F)
Nominal Operating Temp. Range	25±3°C (77±5°F)
Cycle Use	Initial Charging Current less than5.4A.Voltage 14.4V~15.0V at 25°C(77°F)Temp. Coefficient -30mV/°C
Standby Use	No limit on Initial Charging Current Voltage 13.5V~13.8V at 25°C(77°F)Temp. Coefficient -20mV/°C
Capacity affected by Temperature	40°C (104°F) 103% 25°C (77°F) 100% 0°C (32°F) 86%
Self Discharge	CT series batteries may be stored for up to 6 months at 25°C(77°F) and then a freshening charge is required. For higher temperatures the time interval will be shorter.

Applications

- *UPS and EPS*
- *Emergency light*
- *Railway signal and aircraft signal system*
- *Marine and power stations*
- *Alarm and security system*
- *Electronic apparatus and equipment*
- *Communication power supply, DC power supply*

VdS | Intertek ETL SEMKO | MH26866 | ISO14001 | ISO9001 | CE EMC

Constant Current Discharge (Amperes) at 25 °C (77°F)

F.V/Time	10min	15min	20min	30min	45min	1h	2h	3h	4h	5h	6h	8h	10h	20h
1.85V/cell	23.2	19.4	16.5	13.5	10.2	8.56	5.46	4.33	3.50	2.83	2.49	1.99	1.70	0.945
1.80V/cell	29.7	23.4	19.5	15.9	11.9	9.58	5.96	4.65	3.74	3.04	2.67	2.11	1.80	0.954
1.75V/cell	32.6	25.6	21.0	16.5	12.3	10.0	6.18	4.74	3.83	3.12	2.74	2.15	1.82	0.963
1.70V/cell	35.5	27.3	22.1	17.2	12.8	10.3	6.42	4.87	3.93	3.20	2.80	2.18	1.84	0.981
1.65V/cell	38.3	29.0	23.4	18.1	13.1	10.7	6.60	5.08	4.06	3.29	2.86	2.21	1.87	0.994
1.60V/cell	41.6	31.0	25.0	19.2	13.7	11.1	6.83	5.23	4.19	3.40	2.92	2.23	1.89	0.999

Constant Power Discharge (Watts/cell) at 25 °C (77°F)

F.V/Time	10min	15min	20min	30min	45min	1h	2h	3h	4h	5h	6h	8h	10h	20h
1.85V/cell	43.7	36.8	31.7	26.2	20.0	16.8	10.8	8.58	6.98	5.65	4.97	4.00	3.42	1.91
1.80V/cell	55.2	43.9	36.9	30.4	23.0	18.7	11.7	9.18	7.41	6.04	5.32	4.23	3.62	1.92
1.75V/cell	59.7	47.4	39.4	31.3	23.7	19.5	12.1	9.32	7.56	6.18	5.44	4.29	3.65	1.94
1.70V/cell	63.6	49.9	41.1	32.4	24.5	20.1	12.5	9.56	7.73	6.33	5.55	4.35	3.69	1.97
1.65V/cell	68.0	52.7	43.3	33.9	24.9	20.6	12.8	9.92	7.97	6.48	5.65	4.41	3.76	1.99
1.60V/cell	72.2	55.4	45.6	35.6	25.9	21.2	13.2	10.2	8.20	6.68	5.76	4.44	3.79	2.00

Specifications subject to change without notice.

Dimensions

T12 Terminal

Unit: mm

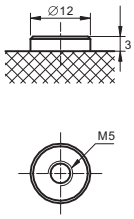

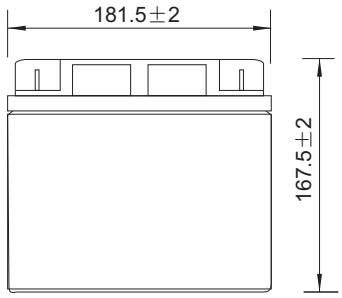



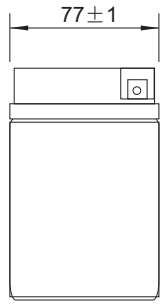

Discharge Characteristics

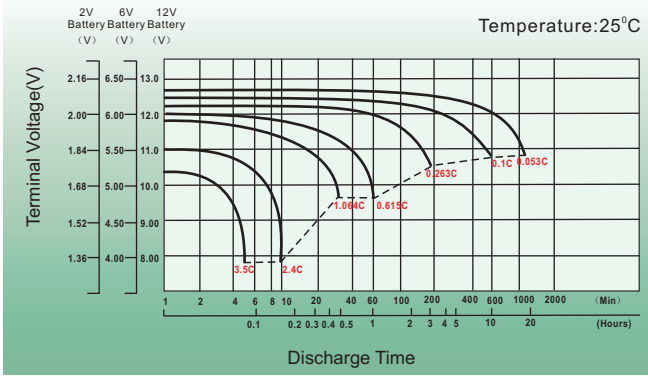

Float Charging Characteristics

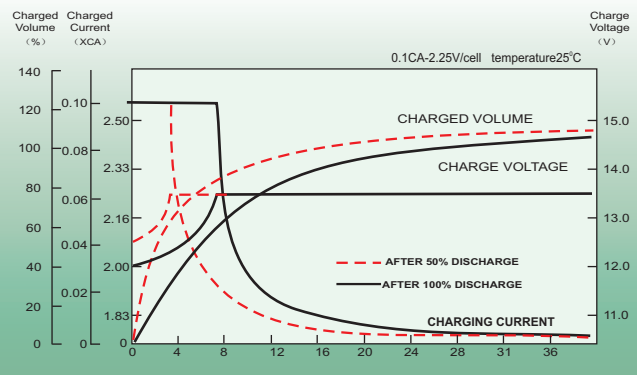

Temperature Effects in Relation to Battery Capacity

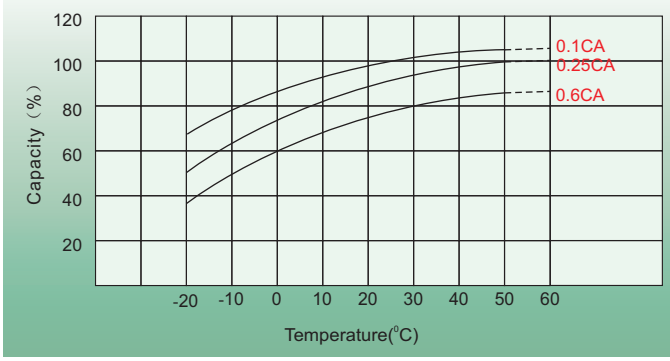

Effect of Temperature on Long Term Float Life

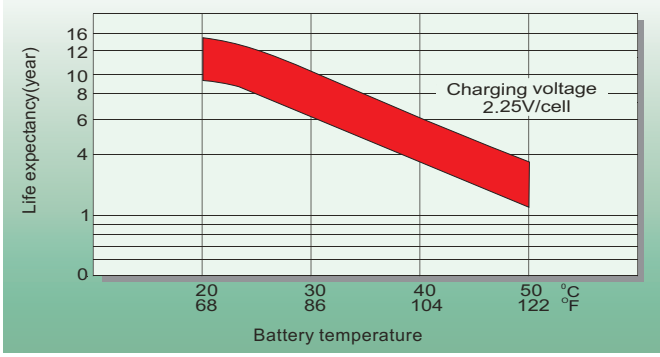

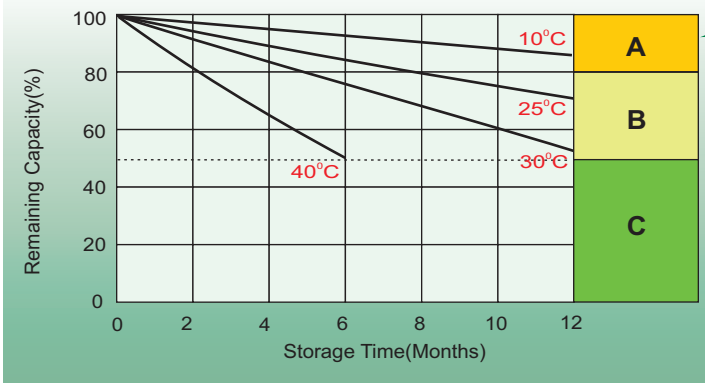

Self Discharge Characteristics

A No supplementary charge required
(Carry out supplementary charge before use if 100% capacity is required.)

B Supplementary charge required before use.Optional charging way as below:
1.Charged for above 3 days at limted current 0.25CA and constant volatge 2.25V/cell.
2.Charged for above 20hours at limted current 0.25CA and constant volatge 2.45V/cell.
3.Charged for 8~10hours at limted current 0.05CA .

C Supplementary charge may often fail to recover the capacity.
The battery should never be left standing till this is reached.

Sales Office

Finland and Baltic countries
Celltech Oy
Höyläämötie 11 A, 00380 Helsinki, Finland
TEL: +358 (0) 207 999 640
E-mail: info@celltech.fi
www.celltech.fi

Denmark
Celltech A/S
Lejrvej 25, 3500 Vaerloese, Denmark
TEL: +45 7025 2201
E-mail: info@celltech.dk
www.celltech.dk

Norway
Staubo Elektro-Maskin AS
Bjoernerudveien 12 C, 1266 Oslo, Norway
TEL: +47 22 75 35 00
E-Mail: post@staubo.no
www.staubo.no