Leader-General Purpose

CTH17-12 (12V18AH)

Specification

Article number:460-6310

Nominal Voltage	12V
Nominal Capacity(20HR)	18Ah
Dimensions	Length 181.5mm (7.14 inches) Width 77mm (3.03 inches) Container Height 167.5mm (6.59 inches) Total Height (with Terminal) 167.5mm (6.59 inches)
Approx Weight	Approx 5.7 kg (12.57 lbs)
Terminal	T3
Container Material	ABS
Rated Capacity	18Ah / 0.900A (20hr,10.5V,25°C/77°F) 17.10Ah / 1.71A (10hr,10.5V,25°C/77°F) 15.80Ah / 3.16A (5hr,10.5V,25°C/77°F) 12.10Ah / 12.10A (1hr,9.6V,25°C/77°F)
Max. Discharge Current	270A (5s)(**25ÁC/77ÁF)**
Internal Resistance	Fully charged battery(25ÁC/77ÁF)Approx 16mΩ
Operating Temp.Range	Discharge : -15～50°C (5～122°F) Charge : -20～40°C (-4～104°F) Storage : -15～40°C (5～104°F)
Nominal Operating Temp. Range	25±3°C (77±5°F)
Cycle Use	Initial Charging Current less than 5.4A.Voltage 14.4V~15.0V at 25°C(77°F)Temp. Coefficient -30mV/°C
Standby Use	Initial Charging Current less than 5.4A.Voltage 13.5V~13.8V at 25°C(77°F)Temp. Coefficient -20V/°C
Self Discharge	3% of capacity declined per month at 20ÁC(Average)

Applications

- *Emergency backup power supply*
- *Emergency light*
- *Railway signal*
- *Aircraft signal*
- *Alarm and security system*
- *Electronic apparatus and equipment*
- *Communication power supply*
- *DC power supply*
- *Auto control system*

VdS | Intertek ETL SEMKO MH26866 | CEC ISO14001 | ISO9001 | CE EMC tested

Dimensions

T3 Terminal

Unit: mm

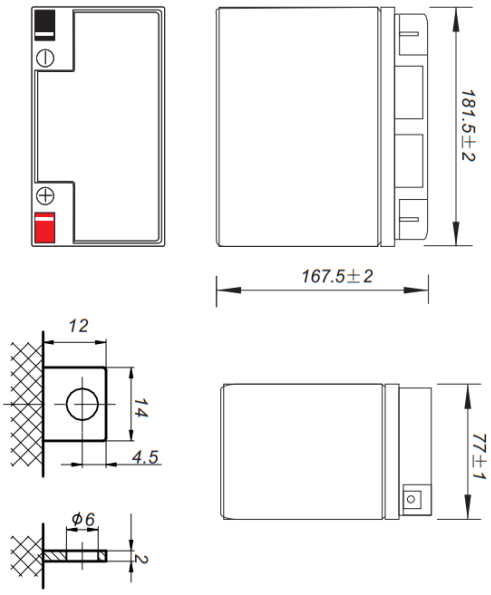

Constant Current Discharge (Amperes) at 25 °C (77°F)

F.V/Time	5min	10min	15min	30min	1h	3h	5h	10h	20h
1.60V/cell	....	45.2	34.5	20.5	12.1	5.05	3.29	1.77	0.928
1.67V/cell	....	42.6	33.0	19.9	11.8	4.95	3.23	1.74	0.915
1.70V/cell	....	41.5	32.3	19.6	11.7	4.91	3.21	1.73	0.910
1.75V/cell	....	39.6	31.2	19.2	11.5	4.84	3.16	1.71	0.900
1.80V/cell	....	37.8	30.1	18.7	11.3	4.77	3.12	1.69	0.891

Constant Power Discharge (Watts/cell) at 25 °C (77°F)

F.V/Time	5min	10min	15min	30min	45min	1h	2h	3h	5h
1.60V/cell	....	84.1	64.5	38.8	28.4	23.1	13.4	9.82	6.44
1.67V/cell	....	79.9	62.2	37.8	27.8	22.7	13.2	9.66	6.34
1.70V/cell	....	78.1	61.1	37.4	27.6	22.5	13.1	9.59	6.30
1.75V/cell	....	75.0	59.3	36.7	27.2	22.2	12.9	9.47	6.23
1.80V/cell	....	71.9	57.5	36.0	26.7	21.9	12.7	9.35	6.16

CELLTECH ABATEL AB Allmänningsvägen 81, 176 76 Järfälla, Sweden
TELEFON +46 84 45 78 70
E-POST info@celltech.se WEB www.celltech.se

Discharge Characteristics

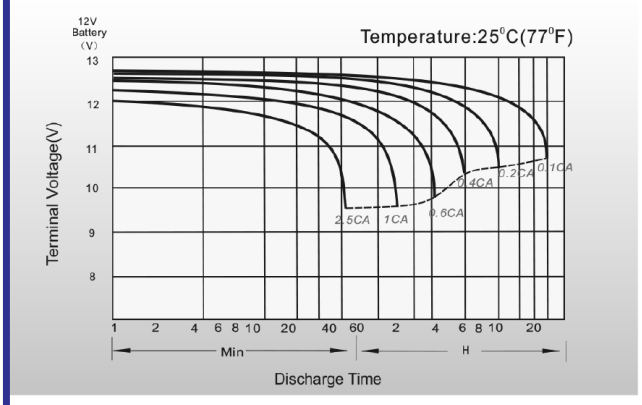

Float Charging Characteristics

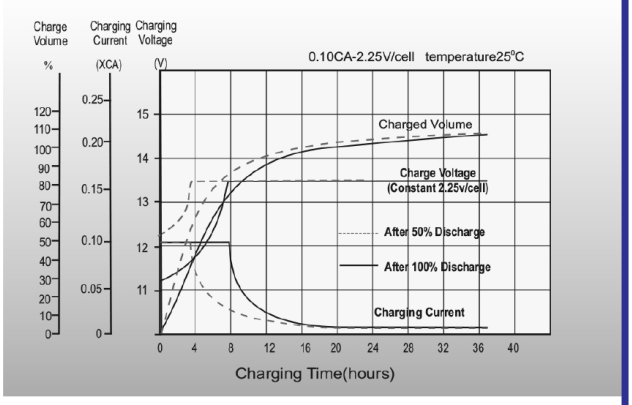

Temperature Effects in Relation to Battery Capacity

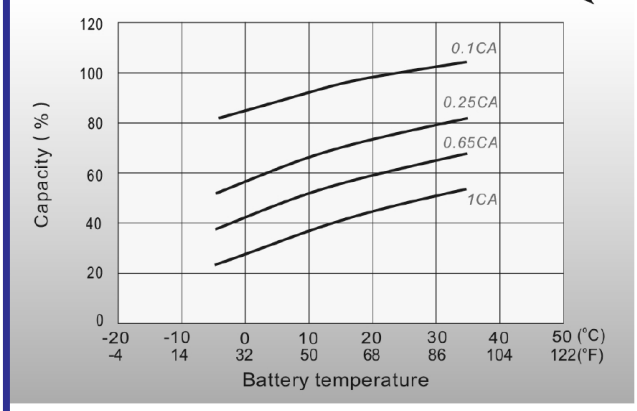

Effect of Temperature on Long Term Float Life

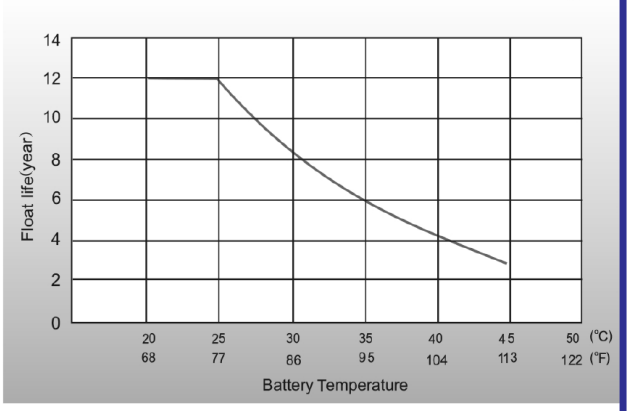
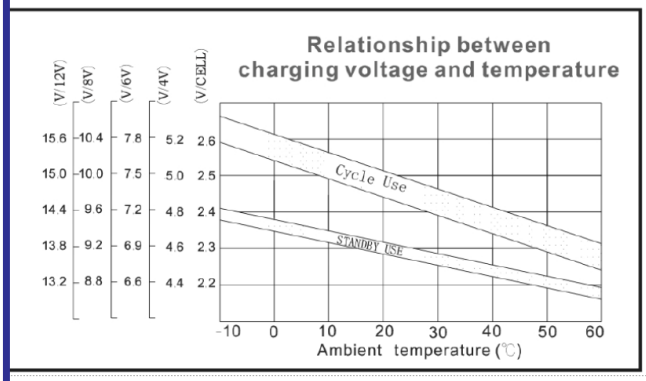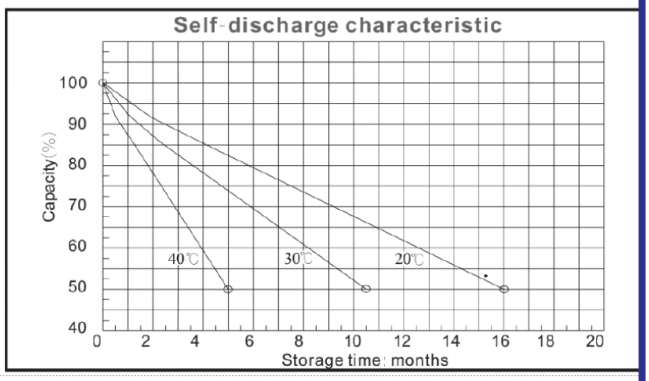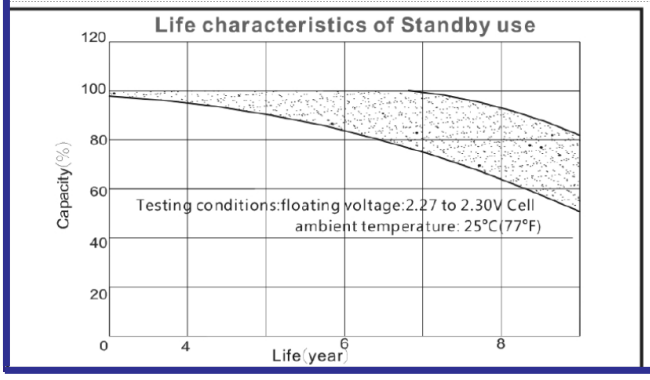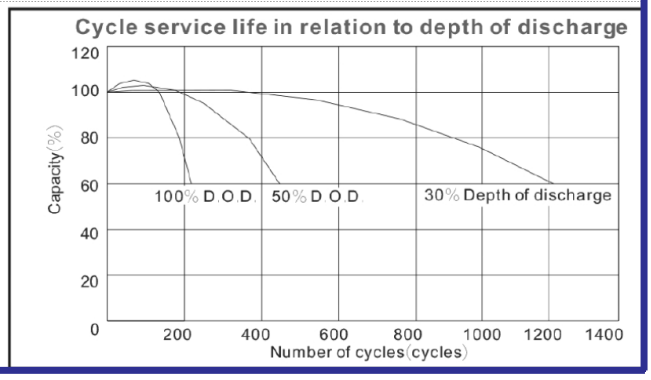
General diagrams